

360° CZT Digital SPECT-CT Platform

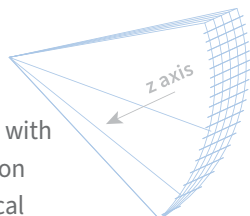
Building on VERITON SPECT system's exclusive design of 360° CZT simultaneous detector coverage for total body 3D tomographic scan, clinicians have a new digital SPECT/CT diagnostic tool.

Introducing VERITON-CT: high resolution CT capabilities for lesion localization, attenuation correction, quantitative reconstruction and non-hybrid diagnostic CT applications.

Choice of 16/64 Slice Diagnostic CT Capabilities for VERITON-CT

Coverage

Up to 20/40 mm coverage with 0.625 mm spatial resolution and 2 m scan range. Clinical utility and confidence in one.



Speed

Axial and helical scans with up to 180 mmh/sec table motion and 0.5/0.4 seconds per rotation temporal sampling speed for advanced cardiac exams.



Power

Up to 500/660 mA, 5.3/8 MHU tube and 60/80 kW generator power. Adaptive range of 80 to 140 kVp for optimized protocols.




Low Dose

Improve patient care with low dose. Certified NEMA XR-29 compliant including Low Dose Iterative Reconstruction Software (LISA) and pediatric protocols.



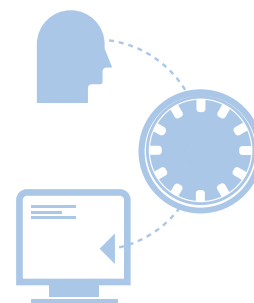
Access

Accommodate patients of all sizes with an impressive 80 cm bore, 500 lb table capacity.



Workflow

Advanced exams made simple with tools like adaptive ECG gating, Auto MPR and rapid view reconstruction for greater productivity.



Integration

The intuitive operator's console merges acquisition and post-processing with our exclusive MIM-SD tool kit for seamless workflow.



Confidence

Innovative contact free slip ring power transfer reduces maintenance needs and improves reliability.



Spectrum Dynamics Medical, Inc.
301 N. Cattlemen Road
Suite 109
Sarasota, FL 34232
Tel: +1 941 256 3660
Fax: +1 941 256 3662

Spectrum Dynamics Medical, SA
Rue de Lausanne, 31
1110 Morges, Switzerland
Tel: +41 21 544 4710
Fax: +41 21 544 4711

Spectrum Dynamics Medical HK Limited
5 Canton Road
Suite 1729A Ocean Center
Tsim Sha Tsui, Kowloon, Hong Kong
Tel: + 852 580 14146
Fax: + 852 580 14151